

Gentle Cactus

AFTER CARE

Eyebrow Embroidery

Gentle Cactus



DAY ONE

Gentle Cactus

EVERY 30-60 MINUTES

Clean the eyebrow with the *non-alcoholic zappy wipes* or *cotton pads with clean water* to remove all the lymph.



Gentle Cactus

HOW DO I WASH MY FACE?

You can wash your face and shower as per usual. It's okay for your brows to contact water but avoid washing or rubbing your brows with soap.



Gentle Cactus



DAY TWO

Gentle Cactus

HOT COMPRESS

First thing in the morning.

Soak a cotton pad with warm water and press it on the brows for 1 minute to soften any lymph that may have dried up throughout the night. Repeat 2-3 times till all the dry lymph are fully removed.



Gentle Cactus

EVERY 1-2 HOURS

Continue to clean the eyebrow with the *non-alcoholic zappy* wipes or cotton pads with clean water to remove all the lymph.



Gentle Cactus

DAY 3-5

Maintain facial hygiene.

Continue to clean the brows with the non-alcoholic zappy wipes / cotton pads with clean water 2-3 times a day.

Gentle Cactus

DAY 5-7

Gentle Cactus




EPITHELIAL CRUST STARTS TO FORM.

Apply the after-care cream if it starts to feel dry or itchy. Gently dap the area with non-alcoholic zappy wipes / cotton pads with clean water 2-3 times a day.

Do not scratch! -

Gentle Cactus



DAY ONE TO DAY TEN

Avoid touching the area and do not use any products on the treated area.



Avoid doing workout, sauna, hot-spring, or anything that makes you sweat.



Avoid all facial treatments.



Avoid sunbathing or swimming.




AFTER 10TH DAY

Gentle Cactus


FOR LONG- LASTING RESULTS

Maintain your usual moisturising and sunblock to protect the pigment for a long-lasting results.



Gentle Cactus

AT ALL TIMES



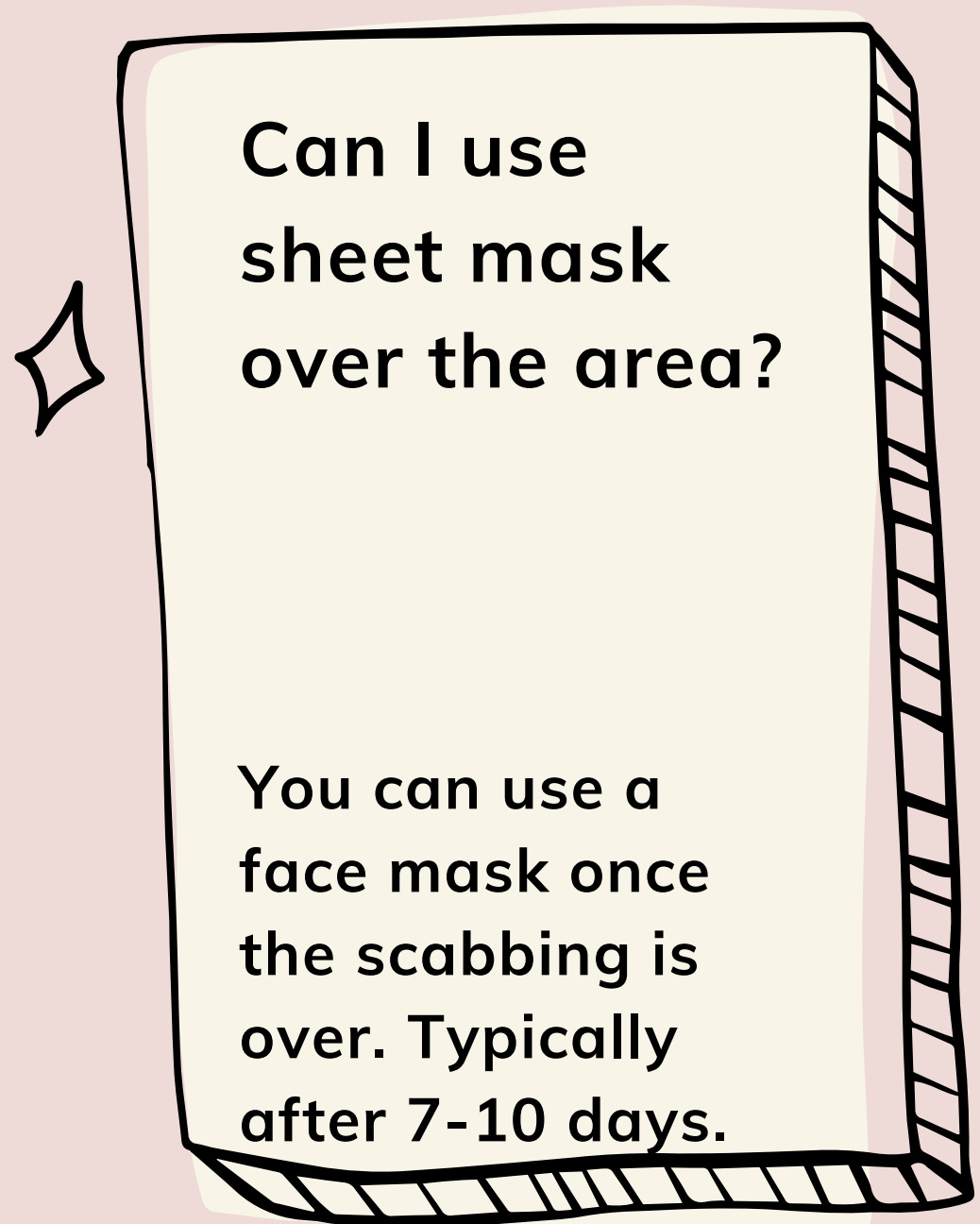
Avoid chemical peelings, fruit acids, microdermabrasion, or cream that contains regeneration factors on the treated area.



Avoid solarium, light therapies, or laser treatments (Fraxel, laser, IPL) as they can destroy the pigment.

Gentle Cactus

FREQUENTLY ASKED QUESTIONS



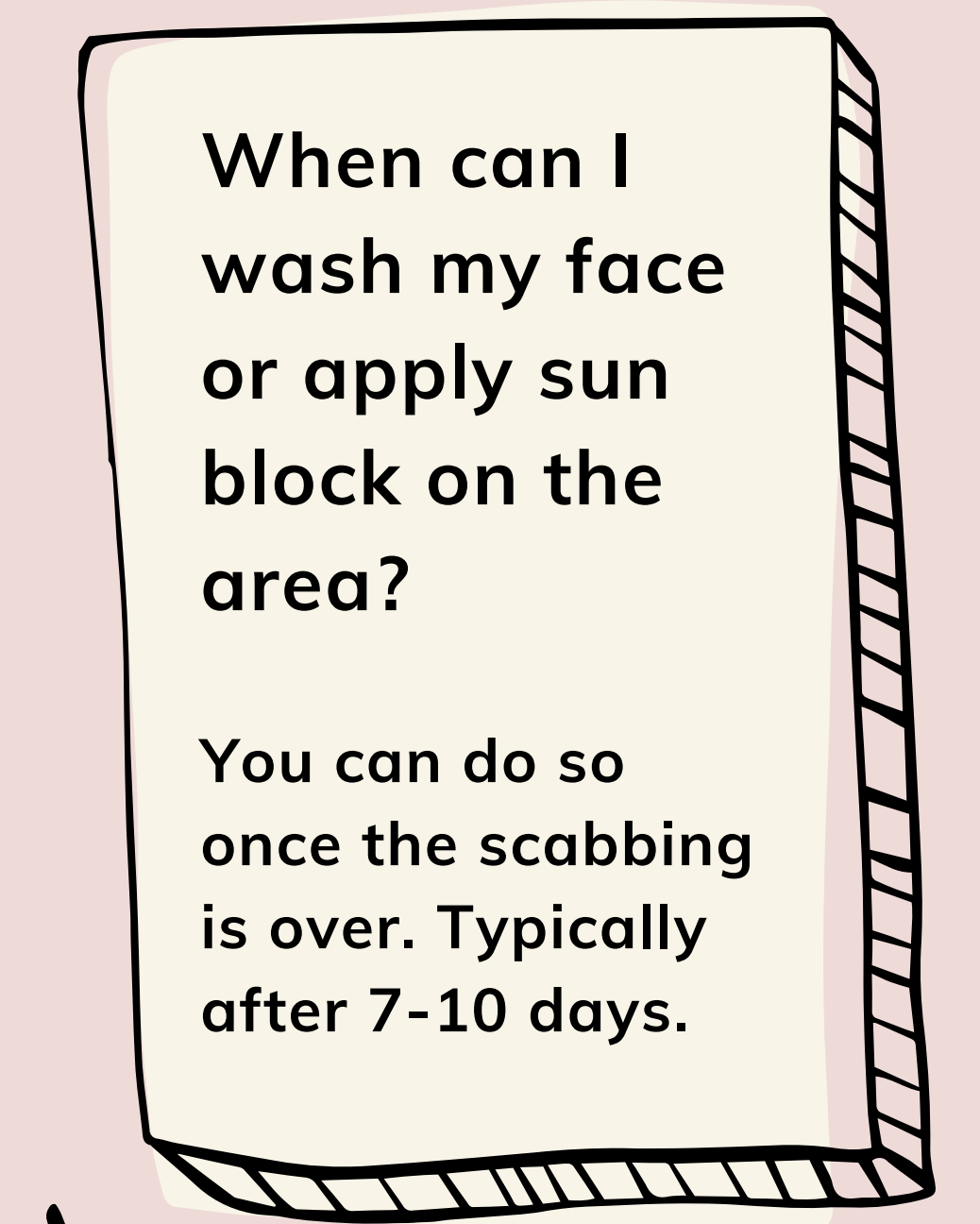
Can I use
sheet mask
over the area?

You can use a
face mask once
the scabbing is
over. Typically
after 7-10 days.



Can I draw my
brows?

You can draw
your brows once
the scabbing is
over. Typically
after 7-10 days.



When can I
wash my face
or apply sun
block on the
area?

You can do so
once the scabbing
is over. Typically
after 7-10 days.



DON'T PANIC,
IT'S NORMAL

Gentle Cactus

DAY 1


All eyebrow embroidery takes around 2-3 weeks to see the final result. These are some of the 'Don't Panic, it's normal' moments you will be expecting.



"OMG!
My brows look so dark &
thick! Am I gonna look like this
forever?"



"The strokes look harsh and
define, it's not the natural
effect that I expected! "



"My skin is slightly red and
why do I feel sore after the
treatment?! "

KEEP CALM, HAVE PATIENCE

DO NOT try to do anything to lighten or remove them. Anyone who has their brows done has been through this stage. You are just not used to the sudden change on your face. It is perfectly normal to feel this way. Freshly done brows will look 50% darker than the final results.




Gentle Cactus



DON'T PANIC, IT'S NORMAL

Microblading is a technique done with an extremely fine blade to create little cuts on the skin. The numbing helps to prevent discomfort during the treatment, but you will start to feel a little sore when the numbing wears off. It is impossible not to feel any pain when you have so many cuts on the skin.



DAY 2-5

" Oh no! Why are they getting darker each day! Please make it stop! "



Gentle Cactus

KEEP CALM & CARRY ON

Your skin is healing, and scab starts to form; just like any cuts on our body, it will create black scabs, making your brows look generally darker than before. This is part of the healing process, and it's definitely normal!



DAY 5-8

" It's super itchy and my brows are falling off! "

Bare with it. You're almost there! As the cuts created are extremely fine, the scabs form will look similar to your eyebrow hair. Don't worry, it's the scabs, not your brows! Avoid picking or scratching the scab, as this can interfere with healing and cause scarring.



Gentle Cactus

DAY 8 - 10



" All the scabs are gone and so is the pigment! "



It is usual for a fresh wound to look slightly lighter; it takes around a week for the pigment to show up again!

Gentle Cactus



I LOVE MY BROWS

After touch up

Gentle Cactus